

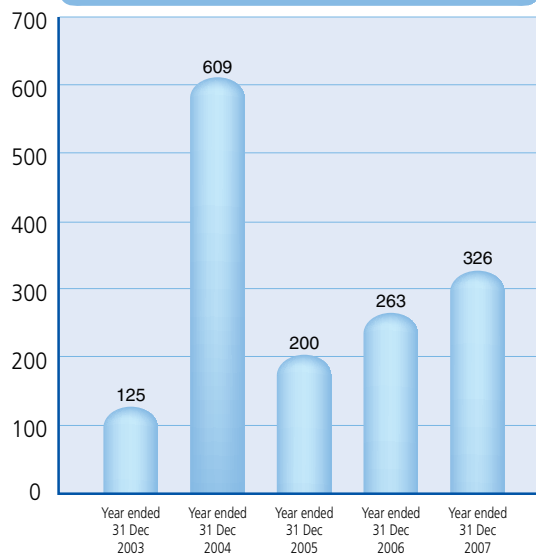
Financial Highlights

	Year ended 31st December,	
	2007 <i>HK\$'million</i>	2006 <i>HK\$'million</i>
Group turnover and share of turnover of jointly controlled entities	1,360	1,062
Profit before tax	337	291
Profit attributable to equity holders	326	263
	<i>HK cents</i>	<i>HK cents</i>
Basic earnings per share	41.12	33.11
Dividends per share	12	12
Return on equity attributable to equity holders	10.0%	9.3%

	As at 31st December,	
	2007 <i>HK\$'million</i>	2006 <i>HK\$'million</i>
Total assets	4,139	3,602
Total liabilities	(818)	(701)
Minority interests	(72)	(68)
Equity attributable to equity holders	3,249	2,833
	<i>HK\$</i>	<i>HK\$</i>
Equity attributable to equity holders per share	4.10	3.57

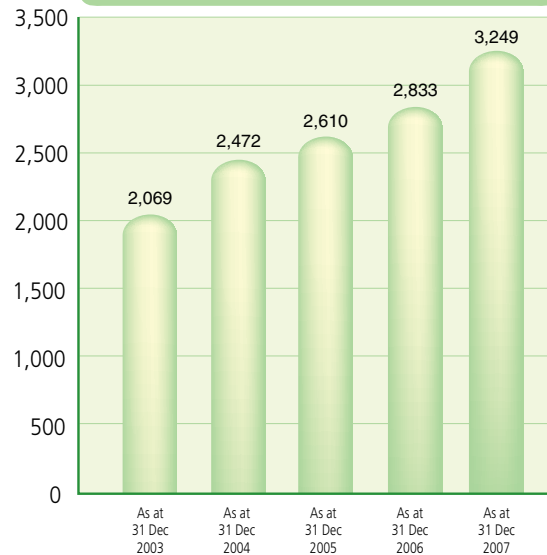
PROFIT ATTRIBUTABLE TO EQUITY HOLDERS

in HK\$ million



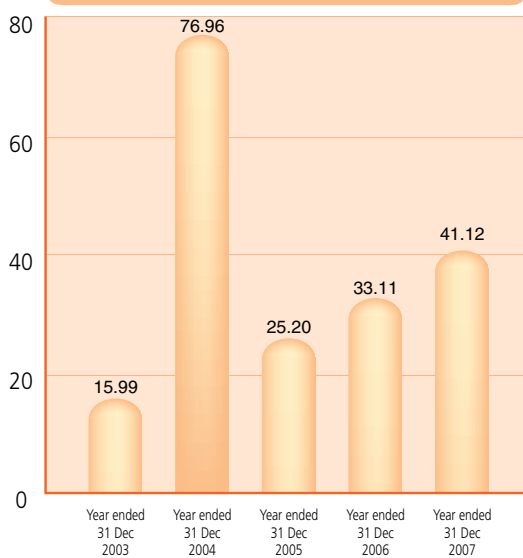
EQUITY ATTRIBUTABLE TO EQUITY HOLDERS

in HK\$ million



BASIC EARNINGS PER SHARE

in HK cents



EQUITY ATTRIBUTABLE TO EQUITY HOLDERS PER SHARE

in HK\$

