

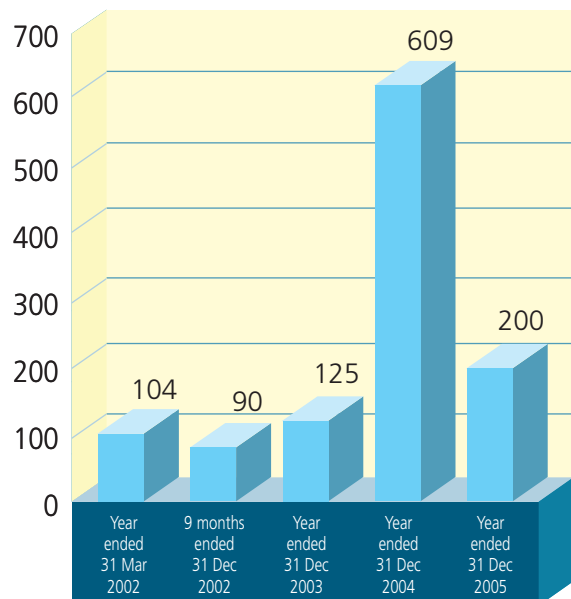
Financial Highlights

	Year ended 31st December,	
	2005	2004 (Restated)
	<i>HK\$'million</i>	<i>HK\$'million</i>
Group turnover and share of turnover of jointly controlled entities	747	872
Profit before tax	211	652
Profit attributable to shareholders	200	609
	<i>HK cents</i>	<i>HK cents</i>
Basic earnings per share	25.20	76.96
Dividends per share	15	11
Return on shareholders' funds	7.7%	24.6%

	As at 31st December,	
	2005	2004 (Restated)
	<i>HK\$'million</i>	<i>HK\$'million</i>
Total assets	3,101	2,889
Total liabilities	(429)	(372)
Minority interests	(62)	(45)
Shareholders' funds	2,610	2,472
	<i>HK\$</i>	<i>HK\$</i>
Net assets per share	3.29	3.12

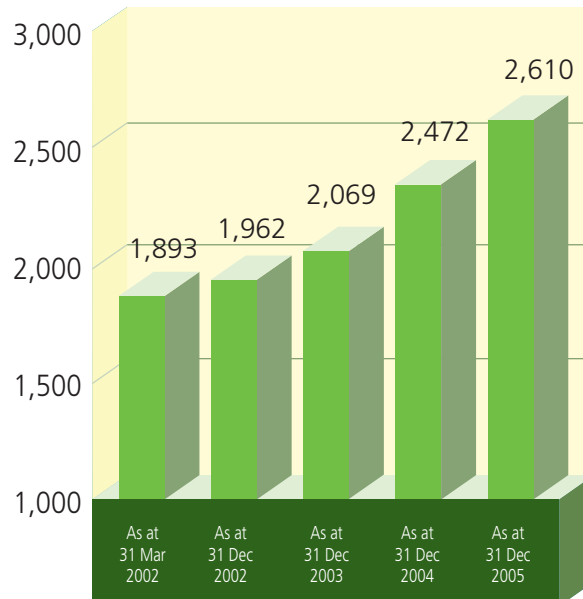
PROFIT ATTRIBUTABLE TO SHAREHOLDERS

in HK\$'million



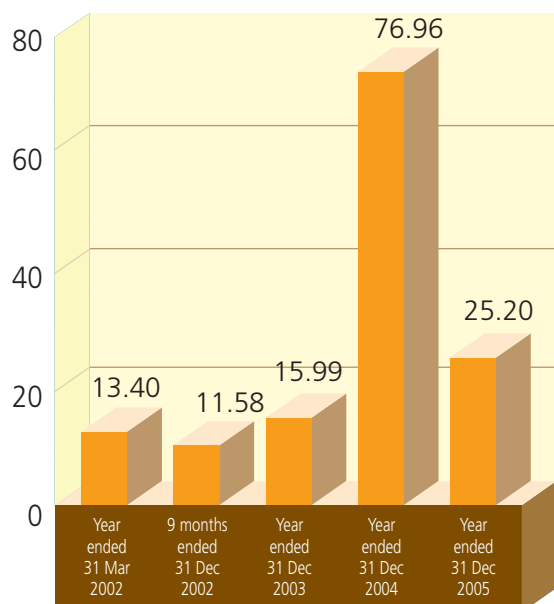
SHAREHOLDERS' FUNDS

in HK\$'million



BASIC EARNINGS PER SHARE

in HK cents



NET ASSETS PER SHARE

in HK\$

